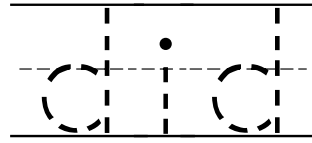
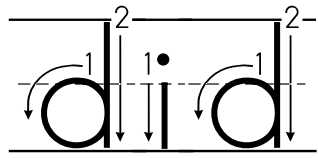


Monday, April 29



Three sets of empty three-line grids (top solid, middle dashed, bottom solid) for handwriting practice.




What did you do?

Three sets of empty three-line grids (top solid, middle dashed, bottom solid) for handwriting practice.

Monday, April 29

The sea animal I picked is a

Three sets of empty three-line grids (top solid, middle dashed, bottom solid) for handwriting practice.



Tuesday, April 30

o u t

o u t

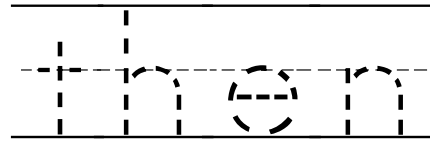
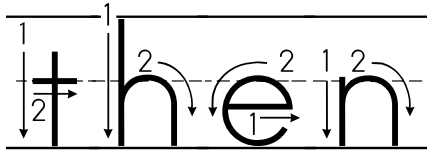
We are out of paper.

Tuesday, April 30

Non-Fiction Title: _____

I learned _____

Wednesday, May 1



Then I saw a cat.

Wednesday, May 1

Balancing

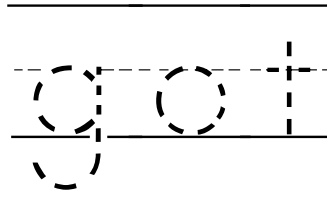
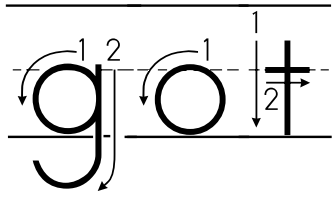
I can balance on one foot and pick up a _____.

I can balance on one foot and pick up a _____.

I can balance on one foot and pick up a _____.

I can balance on one foot and pick up a _____.

Thursday, May 2



They got a dog!

Thursday, May 2

Sorting the Clothes

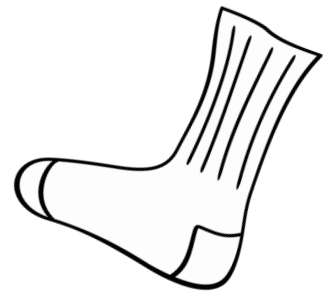
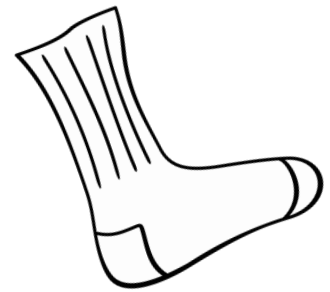
There are _____ socks in 1 pair.

There are _____ socks in 2 pair.

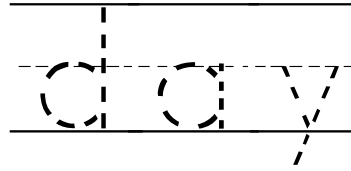
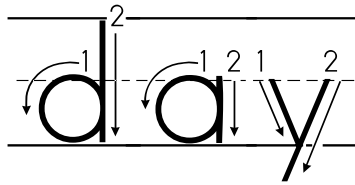
There are _____ socks in 3 pair.

There are _____ socks in 4 pair.

There are _____ socks in 5 pair.



Monday, May 6



Three sets of empty three-line grids for handwriting practice.

What day is it?

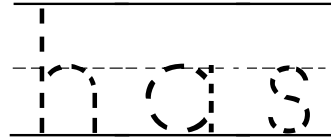
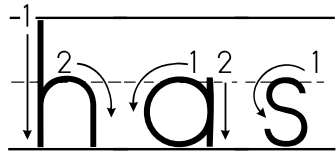
Two sets of empty three-line grids for handwriting practice.

Monday, May 6

I found information about my sea animal on the internet with my parents.

Five sets of empty three-line grids for handwriting practice.

Tuesday, May 7



She has a fish.

Tuesday, May 7

Non-Fiction Title: _____

I learned _____

Wednesday, May 8

say

say

What did you say?

Wednesday, May 8


Jumping rope

I can jump _____ times in a row.

I can jump _____ times in a row.

I can jump _____ times in a row.

I can jump _____ times in a row.



Thursday, May 9

jump

jump

I can jump high.

Thursday, May 9

I practiced counting to 100

By 1's _____ times

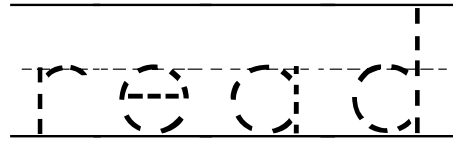
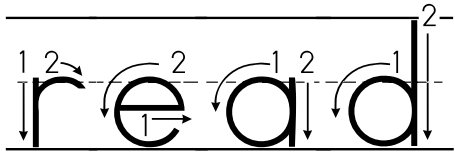
By 5's _____ times

By 10's _____ times

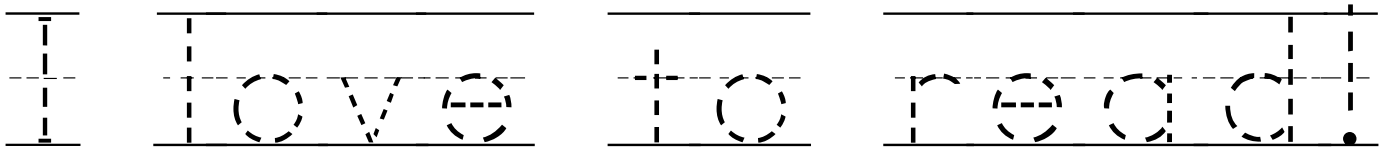
By 2's _____ times



Monday, May 13



Three sets of empty three-line grids (top, dashed middle, bottom) for independent handwriting practice.




Two sets of empty three-line grids (top, dashed middle, bottom) for independent handwriting practice.

Monday, May 13

I worked on my Sea Life poster!

☐ Yes

☐ No



Tuesday, May 14

1 2 1
u s

u s

Will you play with us?

Tuesday, May 14

Fiction Title: _____

Story Summary

Wednesday, May 15

w a s

w a s

I was not there.

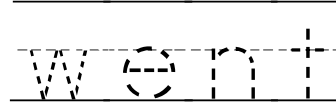
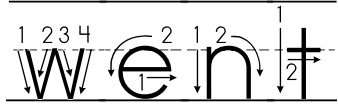
Wednesday, May 15

Shoe Tying

- ☐ I can tie my shoes!
- ☐ I am practicing tying my shoes!



Thursday, May 16



I went to the beach.

Thursday, May 16

- ☐ I practiced all the kindergarten sight words!
- ☐ I can read all the kindergarten sight words!
- ☐ I practiced writing the sight words!
- ☐ I can write all the kindergarten sight words!

Monday, May 20

1 2 3 4 1 2 1
w h o

who

Who is at the beach?

Monday, May 20

Rewrite and fix the sentences.
Remember how to start and end a sentence.
Don't forget what goes between your words!

i have 2 fish

My dog's name is max

Tuesday, May 21

s a i d

s a i d

"I am ready," she said!

Tuesday, May 21

I finished my Sea Life report!

☐ Yes

☐ No

Wednesday, May 22



b e c a u s e

b e c a u s e

I am happy because
you are here.

Wednesday, May 22

I practiced reading my report!



Thursday, May 23


summer

summer


In the summer, I like
to go to the beach.

Thursday, May 23

I practiced reading my report for my family!



Sea Life Homework!



Dear Parents,

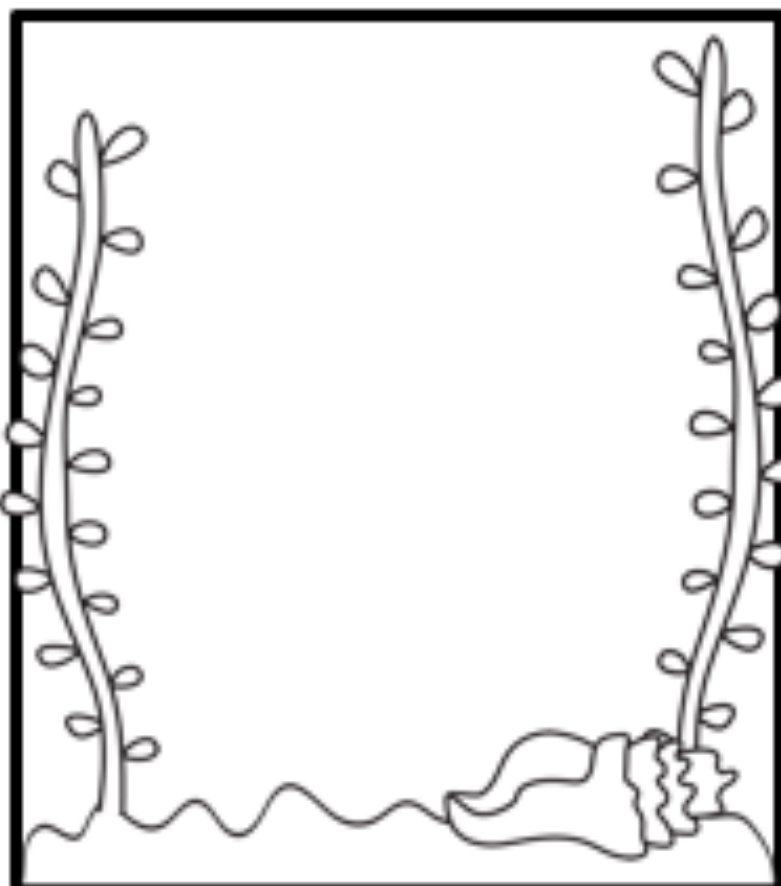
As part of this month's homework packet, students will be doing a simple research report. This is a culmination to the sharing all the students have been working on this year. This assignment is NOT voluntary and all students are expected to participate! Student will present their reports during the week of June 6th. Have fun with this project and be creative!

Each student should:

- Choose something real (no mermaids) that lives in the sea (fish, whale, octopus, seal, sea star, jellyfish, seahorse, dolphin, shelled animals, sponges, etc.)
- Do simple research with your parents' help to find out about the animal you chose. Do at least two of the following:
 - 🌸 Look in books
 - 🌸 Look in an encyclopedia
 - 🌸 Go to the public library
 - 🌸 Use your computer
- Do a short report on your sea creature. Be sure to include a drawing of your creature and to answer the following questions in a short written report. Please use words that you understand.
 - 🌸 What is the creature's name?
 - 🌸 Where does it live?
 - 🌸 What does it eat?
 - 🌸 What other facts did you learn?
- Your child will be giving their report verbally, but a written report (see the attached sheet) and at least one drawing are required! Pictures, books, etc. may help them remember what they wanted to say. Creative presentations are fun for all! (No longer than 2 minutes please!) If you are going to use a poster board, please make sure that they are no larger than 22" x 28". Thanks!
- Students will present their reports on their regular share day during the week of May 27th. Monday sharers will share the following Monday (the 27th is Memorial Day)
- Please review your child's report with him/her so that they are prepared to share! Thanks!

Name: _____

My Sea Life Report



The sea animal I chose is:

This animal lives:

This animal eats:

This animal's natural enemies are:

This sea animal is a:

☐ mammal

☐ crustacean

☐ other

☐ fish

☐ mollusk

Some interesting facts about this animal are:

